




# PRODUCT GUIDE



**MITYLITE**®



**holsag**  
by MityLite



**BERTOLINI**™







# ELEVATING COMMERCIAL SPACES



## ENDURING QUALITY

At MITY Inc., our slogan is Durability by Design, and we take that standard seriously. Our products are backed by an industry leading warranty and are built to the highest standards of quality.

## EASE OF USE

Heavy, cumbersome products that require white glove handling just don't make sense. That's why MITY Inc. products are all tested for ease of use and engineered to withstand everyday bumps and heavy usage.



## SUSTAINABILITY

MITY Inc. is committed to sustainability. Many of our products meet the strict criteria for **Greenguard® Gold Certification** (qualifying you for LEED credits).





# INDUSTRY-LEADING FURNITURE, BUILT TO LAST

For over 30 years, MITY Inc. brands have been crafting commercial furniture that lasts longer, sets up and takes down easily, stores compactly, and looks great—setting the industry standard. As we grow, we’re excited to expand our product lines while maintaining the same quality and personal touch you’ve come to expect from MityLite®, Holsag®, and Bertolini™.

Whether furnishing a five-star hotel or a large conference center, our extensive range of banquet and event furniture is designed to meet your needs. You can order directly or work with us to customize fabrics and finishes that complement your space.

At MITY, every interaction, from order to delivery and beyond, reflects our commitment to exceptional service and quality. We value your trust and will continue to deliver industry-leading products and an unmatched customer experience.

## TABLE OF CONTENTS

Banquet Seating .....	2
Wood Seating .....	4
Faux Wood Seating .....	9
Event Seating.....	10
Folding Tables .....	12
Display Tables .....	16
Restaurant Tables .....	18
Magnattach Dance Floor.....	20
Portable Staging .....	21
Storage Solutions & Carts.....	22



### VISION

To furnish spaces for memorable gatherings, meaningful learning, and face-to-face connections.



### MISSION

We take pride in manufacturing high-value, easy-to-use products that our customers trust while improving the lives of our employees and exceeding the expectations of our stakeholders.







## CLASSIC

The [Classic Series](#) features the patented MityLite FormFlex® seat base and flex-back recline system to provide a supreme level of comfort and quality.



BACKSTYLE OPTIONS



STANDARD SEAT



WATERFALL SEAT



SQUARE SEAT

## EON

The [EON Series](#) is a modern yet elegant banquet chair, designed specifically to improve the experience of extended seating. The flex-back is fully upholstered and has superior lumbar support.



BACKSTYLE OPTIONS



## ENCORE

[Encore Series](#) stacking chairs combine MityLite's trademark durability, contemporary design, and unsurpassed comfort for a superior seating experience.



BACKSTYLE OPTIONS





ENCORE HD  
ADDITIONAL BACKSTYLES



ENCORE CX



GRAND  
ADDITIONAL BACKSTYLES



ELITE  
ADDITIONAL BACKSTYLES



ELITE  
LATTICE BACK



HORIZON



ESSENTIAL II  
ADDITIONAL BACKSTYLES



ROYALE  
BAR HEIGHT AVAILABLE



PRESTIGE  
ADDITIONAL BACKSTYLES



REGENCY  
ADDITIONAL BACKSTYLES



REGAL  
ADDITIONAL BACKSTYLES



ARRIS  
ADDITIONAL BACKSTYLES



ASHLAR



CAPITAL



LUNETTE



ACCESS



MILLENNIA  
BERTOLINI



ESSENTIALS  
BERTOLINI



IMPRESSIONS  
BERTOLINI





## PALMANOVA

The [Palmanova](#) collection brings elegant, distinctive styling to any setting with its modern take on a minimalist arm chair, barstool, and side chair.



ARMCHAIR OPTIONS



BENCH OPTIONS



## DALLAS

The [Dallas](#) family is a premium product collection offering upholstered backs and seats with sleek lines that have a contemporary twist.

## YORK

The [York](#) Family is sleek and modern with a touch of retro charm. It sports a sturdy beechwood frame, an upholstered seat, and a curved wooden backrest.







MALMO



NEWCASTLE



REMY  
ADDITIONAL CONFIGURATIONS AVAILABLE



REMY ACCENT  
ADDITIONAL CONFIGURATIONS AVAILABLE



REMY X-BACK  
ADDITIONAL CONFIGURATIONS AVAILABLE



TRIUMPH



KRISTI



SUSSEX





CAROLE



NOVVA



VISTA



DENVER



CARLO  
ADDITIONAL CONFIGURATIONS AVAILABLE



CAMPUS 2  
UNUPHOLSTERED AVAILABLE



CAMPUS 4  
UNUPHOLSTERED AVAILABLE



BULLDOG



ALTA WITH ACCENT SEAT

ALTA ACCENT



ALTA





LULEA



ILA

ADDITIONAL CONFIGURATIONS AVAILABLE



ENGLAND



EASTON



BROOKLYN



JACKSON  
SWIVEL SEAT AVAILABLE



TOLEDA



MEADOWBROOK



LUCCA



AURORA



HARLOW



TUDOR



SUTTON



BRISTOL



HUDSON



VAUGHAN

## FAUX WOOD SEATING



BENTLEY



GUINEVERE



BORDEAUX



LYON



SIERRA  
BARIATRIC AVAILABLE



PARIS



## MESHONE™

[MeshOne Folding Chairs](#) are incredibly lightweight and durable. Lightweight and easy to clean, handle, and store, this comfortable mesh folding chair is the perfect addition to any space.



## FLEXONE® CS

The [FlexOne CS Folding Chair](#) is one of the most comfortable and affordable folding chairs on the market. Built in the USA from high-impact steel, FlexOne CS is extremely durable and stands up to the rigors of commercial use.

COLOR VARIATIONS AVAILABLE

## SWIFTSET®

The [SwiftSet Folding Chair](#) is the workhorse of MityLite's portable seating line. Its patented design makes event setup and takedown a breeze.



COLOR VARIATIONS & UPHOLSTERY AVAILABLE





SWIFTSET  
STACKING



SWIFTSET HD  
STACKING



ADAPT  
STACKING



SUPER STACKER



CHIAVARI  
LATTICE BACK



CHIAVARI  
STACKING



DURAMAX PRO  
FOLDING CHAIR



MILAN  
WOOD FOLDING CHAIR





## ABS TABLES

Made with an ultra-durable tabletop, ABS tables are lightweight, reliable, and easy to setup and take down. [ABS tables](#) come in a variety of shapes and sizes so you can be sure to find something that fits your needs.



ABS RECTANGLE



ABS ROUND



ABS COCKTAIL  
TRUMPET BASE AVAILABLE



ABS MOBILE BUFFET



ABS SERPENTINE



QUARTER ROUND




HALF ROUND



EXPEDITER



FOLDING  
CARD TABLE



## REVEAL TABLES

You can save time, money, and the environment with linenless tables. These folding tables feature a sleek, modern design and rugged durability. Designed for quick setup and takedown, [Reveal Tables](#) feature laminate tabletops and powder coated legs in several styles.



REVEAL  
AVAILABLE WITH INTEGRATED POWER



REVEAL DUO  
AVAILABLE WITH INTEGRATED POWER



RECTANGLE  
MOBILE BUFFET



REVEAL FLIP  
AVAILABLE WITH INTEGRATED POWER





REVEAL LINENLESS ROUND  
SEAMLESS TOP UP TO 72"



REVEAL COCKTAIL



REVEAL MOBILE NESTING  
AVAILABLE WITH INTEGRATED POWER

## REVEAL MAX



REVEAL MAX ROUND  
TOP SIZES UP TO 72"



REVEAL MAX COCKTAIL  
ROUND & SQUARE STYLES



REVEAL MAX RECTANGLE  
TOP SIZES UP TO 30"x96"

## MADERA



MADERA PRO ROUND  
TOP SIZES UP TO 72"

## MADERA MAX



MADERA MAX  
TOP SIZES UP TO 30"x96"



**MITYLITE®**





## ELEVARE FOLDING BUFFET TABLES



SQUARE COCKTAIL  
INTEGRATED POWER AVAILABLE



ROUND COCKTAIL  
INTEGRATED POWER AVAILABLE



BUFFET  
INTEGRATED POWER AVAILABLE



30" HEIGHT DECO LEG



36" HEIGHT DECO LEG



42" HEIGHT DECO LEG



ELEVARE TOP EDGE STYLES



ELEVARE TABLE  
CART



ELEVARE  
LEG ONLY CART



ELEVARE POWER



ELEVARE BUFFET POWER



REVEAL EDGE CART  
USED FOR ELEVARE BUFFET TABLE TOPS ONLY



## IMARA NESTING TABLES

Built for both beauty and convenience, these elegant [Imara](#) tables can be rolled around your facility with ease. Stylish and beautiful, they are available in hundreds of colors, finishes, sizes, and configurations. They are perfect for banquet and event facilities, offices, multi-purpose areas, and hospitality use.



45" HEIGHT  
24" or 30" wide



54" HEIGHT  
24" or 30" wide



63" HEIGHT  
24" or 30" wide



72" HEIGHT  
24" or 30" wide





## RESTAURANT TABLES





RESTAURANT TABLE TOPS & BASES



ARLINGTON



BELLEVUE



COVINGTON



DAVENPORT



EDISON



STAINLESS STEEL  
2-PRONG



STAINLESS STEEL  
ROUND  
WITH ROUND COLUMN



STAINLESS STEEL  
4-PRONG  
WITH ROUND COLUMN



STAINLESS STEEL  
SQUARE TABLE BASE  
WITH ROUND COLUMN



STAINLESS STEEL  
SQUARE TABLE BASE  
WITH SQUARE COLUMN



ROUND



2-PRONG END



4-PRONG  
TABLE BASE



COMMUNAL  
TABLE BASE



## MAGNETIC DANCE FLOOR

Save time and money with the [Magnattach® dance floor](#). This portable dancefloor can be assembled safely in less than 7 minutes—saving time and reducing labor costs by up to 90%. With no moving parts, our dance floor is securely held together by a patented triple-lock system that easily outlasts the competition. Plus, the simple assembly of this triple-lock system helps prevent injury and minimizes the risk of liability that comes with using other portable dance floors. Best of all, you'll know your customers are in good hands since the secure alignment eliminates trip hazards.

### PRODUCT FEATURES

- Fastest assembly and disassembly in the industry—less than 7 minutes!
- Lowest cost of ownership and operation in the industry
- Holds securely with patented triple-lock system eliminating risk of injury and liability
- Self-locking design means no moving parts or need for screws, cams, and tabs
- Features scratch-resistant Wilsonart® laminate finish with a wide variety of options
- Low-maintenance care with zero need for refinishing



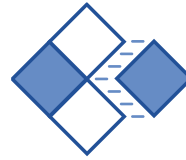
#### SUBSTRATE CORE

Lightweight, high-strength structural foam (crush resistant up to 139 PSI) is sandwiched between multiple layers of fiberglass and the high-pressure laminate top and bottom surfaces.




#### MAGNETS

Each panel houses 30 permanent magnets. This provides over 400 lbs of self-locking and holding power per panel. All magnets are nickel-plated with a chamfered edge.



## MAGNATTACH

**NEW DESIGN**  
THINNER, LIGHTER  
& EASIER TO HANDLE  
THAN EVER BEFORE!



#### LOCKING BARS

Permanent, steel-locking bars are located within the frame subchannel and are made of hardened, cold rolled, zinc-plated steel.



#### CART

- Holds up to 26 dance floor panels (416 sq ft [38.6 sq meters]); equivalent to a 16 ft x 24 ft floor
- Contains all required edging (16 straight edge pieces and 4 corners)
- Occupies only 12.5 sq ft of your valuable storage space.

### SPECIFICATIONS

PANEL THICKNESS	PANEL DIMENSIONS	PANEL WEIGHT	PANEL SQ FT	WEIGHT/SQFT	EDGE RAMP SLOPE
0.79" (2 cm)	4 ft x 4 ft (1.2 m x 1.2 m)	42 lbs (19 kg)	16	2.63 lbs	11°

MOBILE STAGING

NOW AVAILABLE  
DOUBLE SIDED DECK OPTION



FOLD & ROLL RISER



VERSAROLL



HALF FOLDED



COMPLETELY FOLDED




Z STAGE SUPPORT SYSTEM



STAIRS, ACCESS RAMPS,  
& ACCESSORIES

PARTITIONS




MULTI-PANEL  
FOLDING PARTITION



FLEXING  
PARTITION



ACCORDION  
PARTITION



MULTI-PANEL  
TELESCOPING  
PARTITION





ROUND TABLE CART  
SLOTTED STORAGE DESIGN




SPACE SAVER CART  
VERTICAL STORAGE DESIGN



SLANT-STACK CART  
SLANTED STORAGE DESIGN



XPRESSLINK® CART  
LINKING CHAIR TRANSPORT



COCKTAIL CART  
COMPACT STORAGE DESIGN



SLANT-STACK REVEAL EDGE  
COMPACT STORAGE DESIGN









COMFORT SEATING  
PAN CART



COMFORT SEATING  
CART  
4 & 5 WHEEL



COMFORT SEATING CART  
PS CART



COMFORT SEATING CART  
RS CART



ENCORE CX CART



BERTOLINI  
2-WHEEL DOLLY  
BERTOLINI



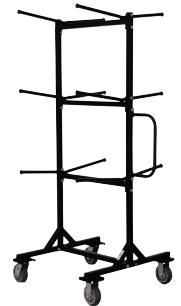
X-BASE—STACKING  
REQUIRED FOR FOLDING  
CHAIR STACKING CARTS



MULTI-FUNCTION  
CART



FOLDING CHAIR CART  
TREE



FOLDING CHAIR CART  
HALF TREE



ENCORE HD CART  
4 & 5 WHEEL  
OPTION AVAILABLE



FOLDING CHAIR CART  
STACKING



COMFORT SEATING  
HIGH CAPACITY CART  
STACKING



COMFORT SEATING  
HIGH CAPACITY CART  
PUSHING



SWIFTSET CART  
FLAT



ADAPT DOLLY



ADAPT CHAIR  
CART



STACKING CHAIR  
CART -2 WHEEL



WOODEN CHAIR  
CART



SWIFTSET HD  
CART



RT CART  
FLAT



RT CART  
UPRIGHT



RT CART  
EDGE



RT CART  
DOUBLE CAPACITY



RT CART  
REVEAL HIGH CAPACITY



RT CART  
STACKING



CT CART  
STACKING



RT CART  
REVEAL EDGE



CT CART  
SMALL



CT CART  
SMALL X LEG



SERPENTINE CART  
EDGE



CT CART  
EDGE NARROW



ELEVARE  
LEG-ONLY CART




ELEVARE  
TABLE CART

CT CART  
LARGE X LEG

CT CART  
EDGE WIDE



MESHONE / FLEXONE  
WALL MOUNT



MILAN  
WALL MOUNT



MILAN CHAIR  
CART



MILAN CART  
FLAT



SUPER STACKER  
CART





**MITYLITE®**

**holsag®**  
by MityLite

**BERTOLINI™**

1301 West 400 North  
Orem, UT. 84057, USA

[mitylite.com](http://mitylite.com)

[1-800-909-8034](tel:1-800-909-8034)

©MITY Inc.  
06.25